

PROJECT:	DATE:
PREPARED BY:	NOTES:

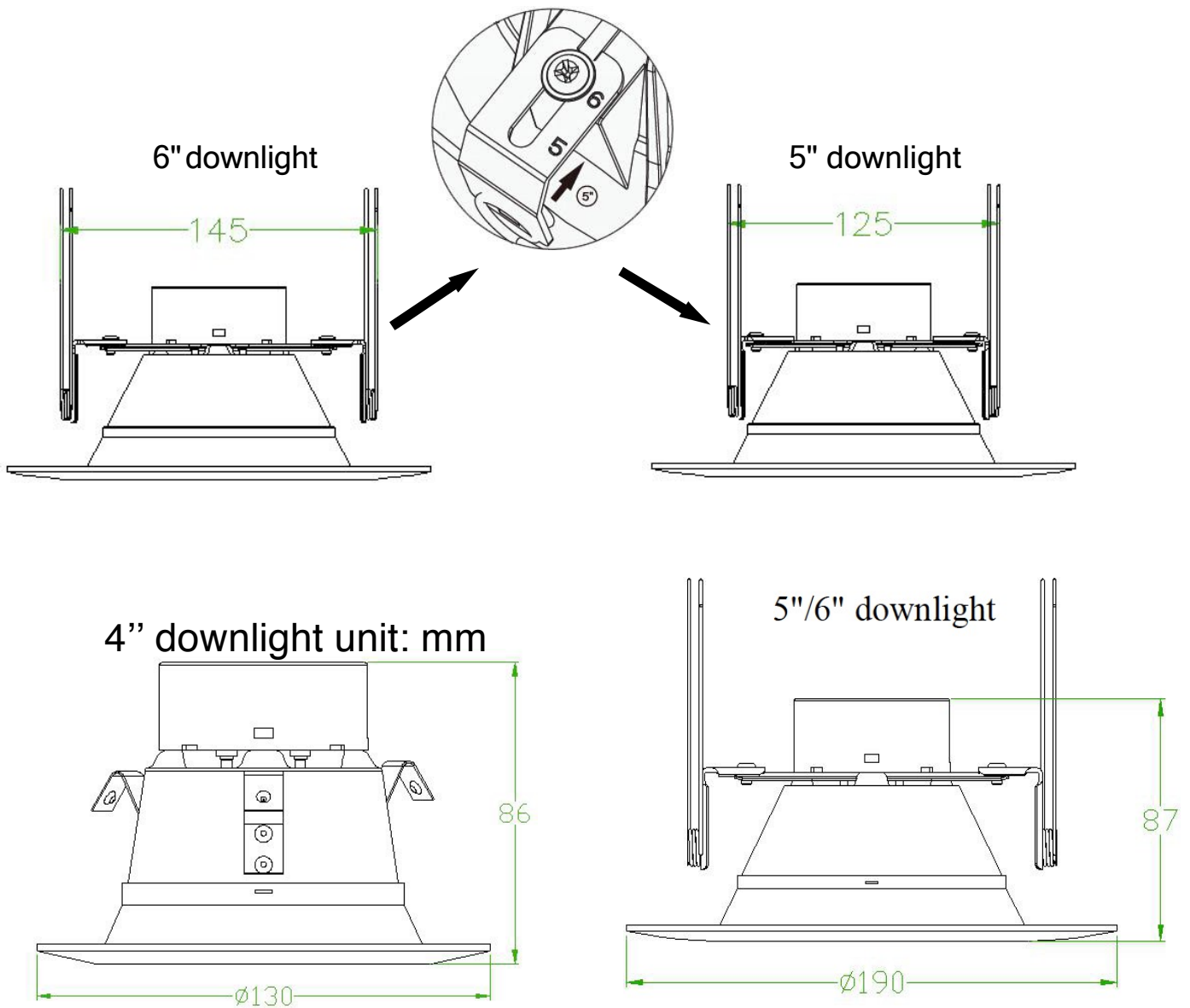
LED DOWNLIGHT SPECIFICATIONS

Description

- * 4 inches and 6 inches. The spring of 6 inches can be adjusted to fit 5 inches ceiling hole.
- * With E26 lamp base, easy for installation and exactly designed for North America market.
- * UL, cUL, Energy Star, Lighting Facts, Title 24 approved.
- * Triac dimmable.
- * Warehouse in Los Angeles, offering better service and price.



Dimension(mm)



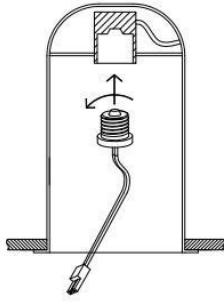
Parameters

Model No.	UE-D10308W	UE-D19012W
Size	Dia.130*86mm	Dia.190*87mm
Wattage	8W	12W
LED Qty	14pcs	21pcs
LED Type	SMD2835	SMD2835
Efficacy	>80lm/W	>80lm/W
CRI	>90	>90
CCT	2700K 2800-3200K 3900-4300K 4800-5300K	2700K 2800-3200K 3900-4300K 4800-5300K
Lighting Angle	90 Degree	90 Degree
Input Voltage	AC120V	AC120V
Frequency	50/60Hz	50/60Hz
PF	>0.9	>0.9
Dimmable Type	Triac dimmable	Triac dimmable
Material	Aluminum+PC	Aluminum+PC
Lamp Base	E26	E26
Net Weight	147g	227g
IP Rate	IP40	IP40
Working Temperature	-20~55°C	-20~55°C
Storage Temperature	-40~60°C	-40~60°C
Lifespan	50000h	50000h
Warranty	5 Years	5 Years

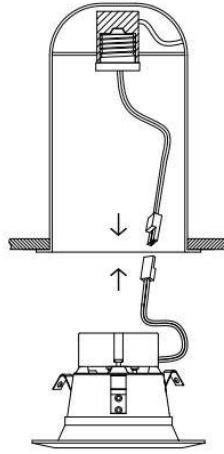
WARNING

1. Cutting off the electricity before installation.
2. Installation can only be done by qualified electrician.
3. Input voltage is AC120V, 50/60Hz. Please kindly confirm the voltage before installation.
4. If the downlights can't work normally, please contact our customer service.
5. It will be out of warranty if damage is caused by personal mistake.

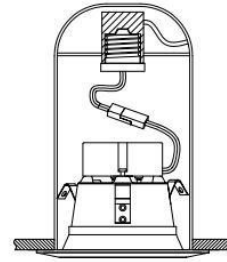
INSTALLATION DIAGRAM



①



②





③

Steps:

1. Cut off the electricity.
 2. Take the traditional light out and pull the wire with E26 base off.
 3. Screw the base into the original holder.
 4. Connect the wire by connectors.
 5. Install the light into the container.
- PS: For further details, please refer to our installation instruction.



PACKAGE



Item	Carton dimension	Quantity	N.W.	G.W.
4" Downlight	660*540*327mm(L*W*H)	60pcs/ctn	9.5kgs	14kgs
5"/6" Downlight	575*540*420mm(L*W*H)	40pcs/ctn	9.5kgs	15kgs

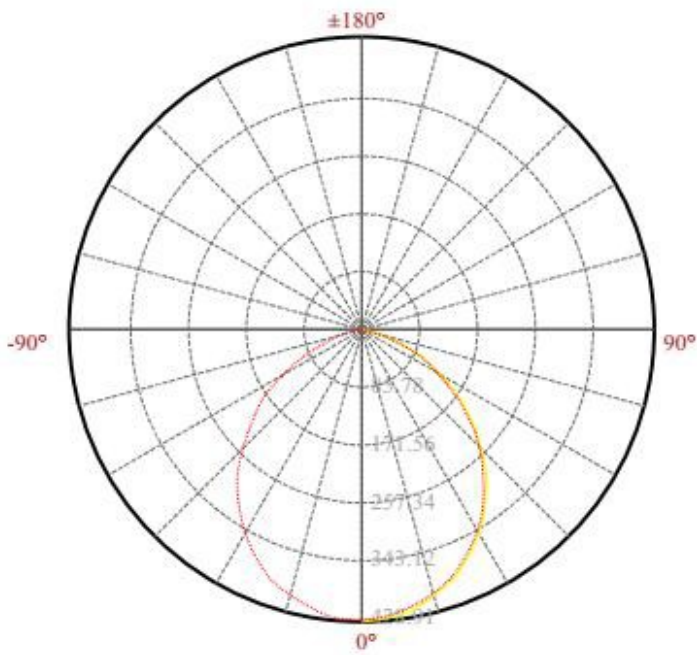
APPLICATION

- Retrofit for our LED downlights
- Meeting room, Office
- Hotel, Restaurant, School

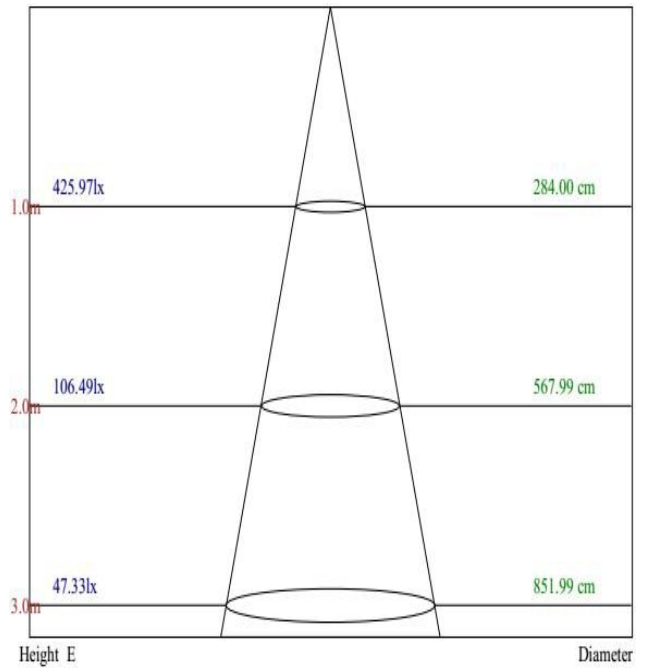




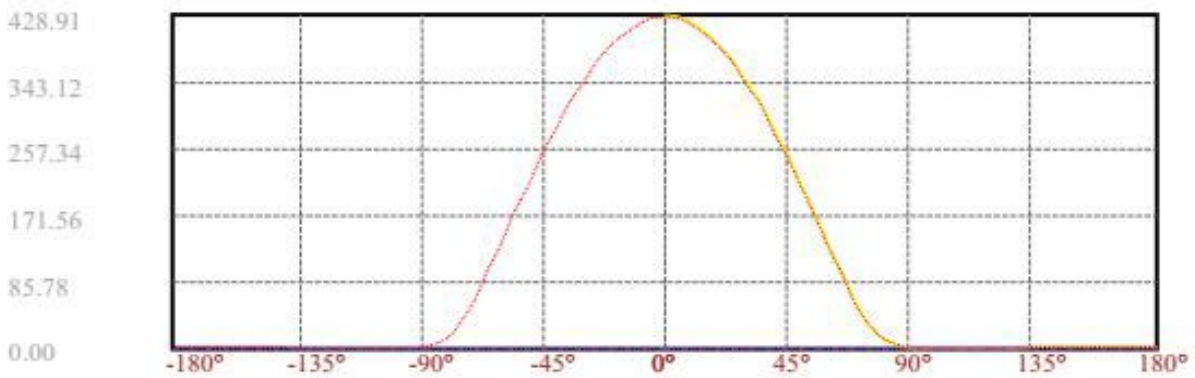
Luminous Intensity Distribution



Light Distribution Curve



Lux Distance Curve



C60(Max): —————
 C0/C180: - - - - -
 C90/C270: - - - - -

Light Distribution Curve